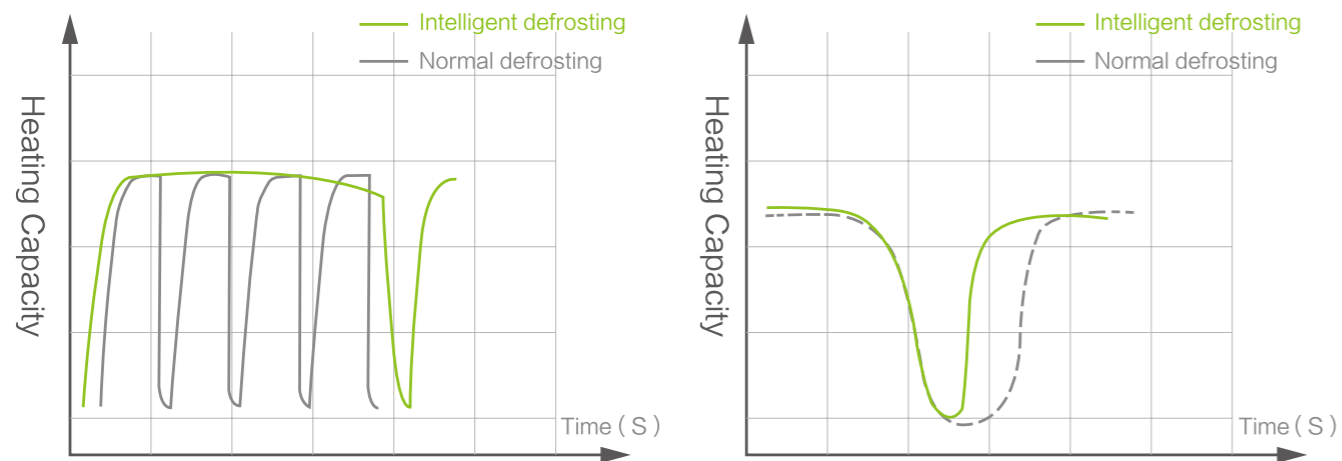




Commercial DC Inverter Air To Water Heat Pump Cooling & Heating


Intelligent defrosting technology to reduce heating attenuation

Air-cooled heat pump units are prone to frosting when the air density is low and the humidity is high. The air-cooled heat pump module unit can accurately judge the defrosting timing according to the main parameters of the heating operation and the load change, so as to achieve defrosting with frost and normal heating without frost, and can perform forced manual defrosting according to the actual situation .



Modular design, more flexible installation

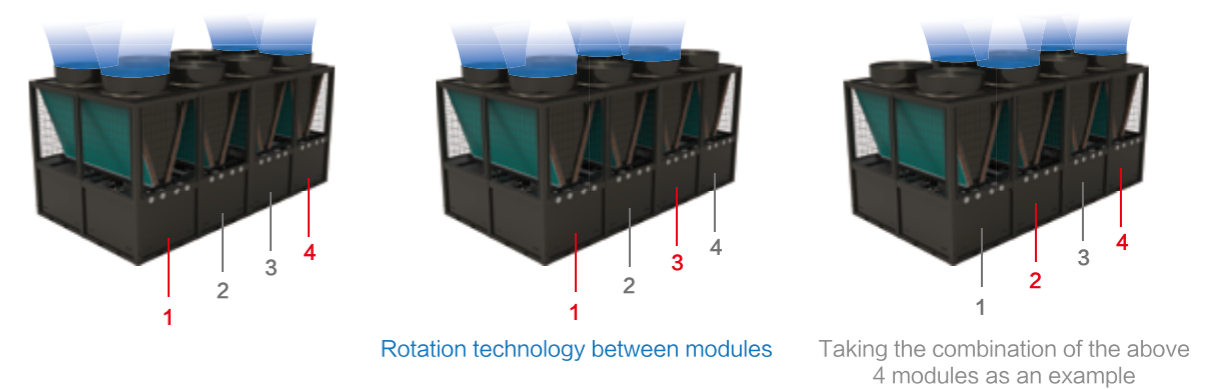
Unit modules of different capacity specifications can be freely combined, and a maximum of 16 units can be connected in parallel, with strong compatibility and scalability. According to the site characteristics of the installation site, the user can choose a variety of combination connection methods to realize the parallel use of 1-16 modules, and the maximum cooling capacity is as high as 2080kW, fully meeting different needs. The air-cooled module units of the same system are started in stages and run in a balanced manner, reducing the impact of the starting current of the units on the power grid.



Can be used in parallel with 1 to 16 modules, with a maximum cooling capacity of 2880KW

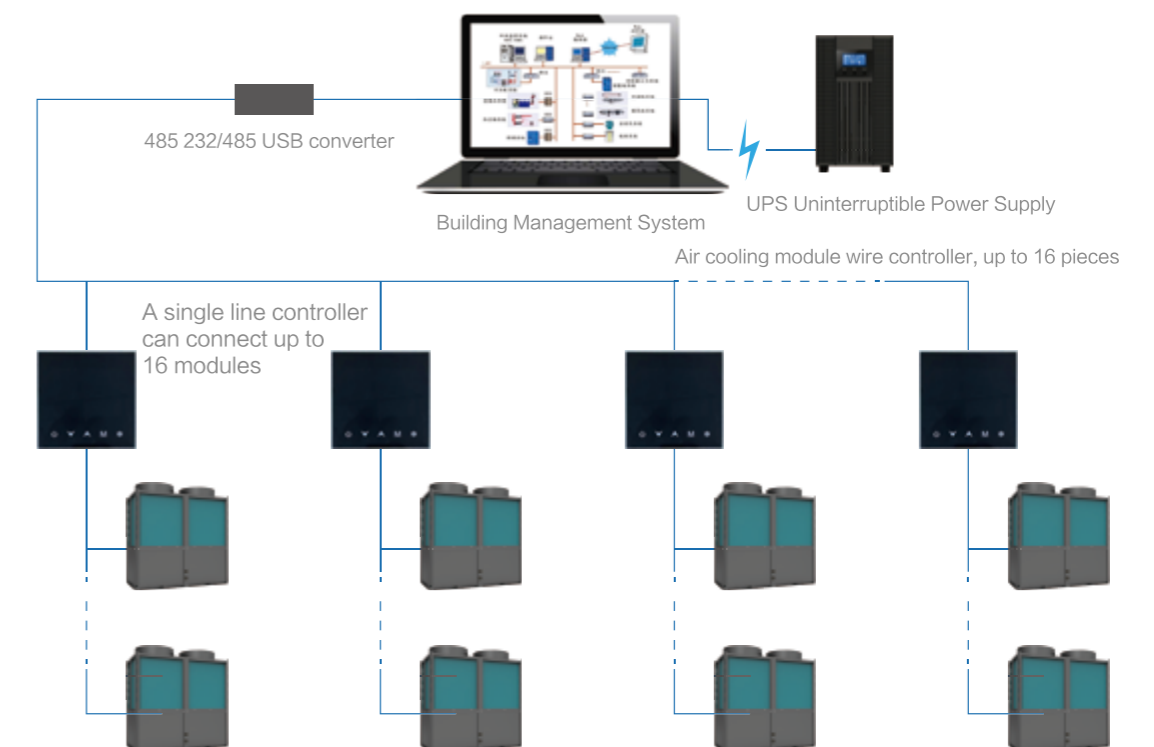
Modular rotation work

According to the load conditions of the system, the unit rotates the module units that are turned on first, and distributes the running time of each module unit in a balanced manner, which greatly improves the reliability and service life of the unit.



Building intelligent control to improve management reliability

Modbus is an open protocol that is widely used, especially in BMS building control systems. The unit can be connected to the BMS system through the Modbus protocol to realize remote control of multiple air cooling and heat pump modules.




Product

CDI series EVI DC Inverter air to water heat pump for Heating & Cooling - Commercial type



CDI series EVI DC Inverter air to water heat pump for Heating & Cooling - Commercial type								
Model		DFC45II/BP	DFC60II/BP	DFC80II/BP	DFC90II/BP	DFC160II/BP	DFC180II/BP	
Rated heating	Rated heating capacity (A7 W45)	kW	45.00	60.00	80.00	90.00	160.00	180.00
	Rated power consumption	kW	12.36	16.48	21.93	25.07	43.93	50.28
	COP	W/W	3.64	3.64	3.65	3.59	3.64	3.58
Floor heating	Nominal heating capacity (A-12 W35) W35)	kW	33.00	44.50	56.00	67.00	102.00	135.00
	Nominal power consumption	kW	10.00	13.48	16.97	20.30	31.00	41.16
	COP	W/W	3.30	3.30	3.30	3.30	3.29	3.28
	Low temp. heating capacity	kW	26.00	35.00	44.00	52.00	80.50	105.00
	Low temp. power consumption	kW	9.63	12.92	16.30	19.33	29.60	39.18
	COP	W/W	2.70	2.71	2.70	2.69	2.72	2.68
Fan coil heating	Nominal heating capacity (A-12 W41)	kW	30.00	40.00	50.00	60.00	100.00	120.00
	Nominal power consumption	kW	11.90	15.69	19.84	24.19	39.84	48.19
	COP	W/W	2.52	2.55	2.52	2.48	2.51	2.49
	Low temp. heating capacity	kW	24.00	32.00	40.38	48.00	80.00	95.00
	Low temp. power consumption	kW	10.76	14.29	18.78	22.86	37.21	45.24
	COP	W/W	2.23	2.24	2.15	2.10	2.15	2.10
Radiator heating	Nominal heating capacity (A-12 W50)	kW	25.00	34.00	42.00	50.00	83.00	100.00
	Nominal power consumption	kW	11.47	15.60	19.72	22.94	37.73	45.87
	COP	W/W	2.18	2.18	2.13	2.18	2.20	2.18
	Low temp. capacity (A-20 W50)	kW	22.70	30.00	38.00	45.00	72.00	90.00
	Low temp. power consumption	kW	11.88	15.71	19.79	23.56	37.50	47.12
	COP	W/W	1.91	1.91	1.92	1.91	1.92	1.91
Nominal cooling	Nominal cooling capacity	kW	33.00	43.00	65.00	70.00	130.00	140.00
	Nominal power consumption	kW	11.74	15.30	23.21	25.93	46.59	51.85
	EER	W/W	2.81	2.81	2.80	2.70	2.79	2.70
Refrigerant	Type	R410A						
Compressor	Type	EVI DC Inverter compressor						
Driver cooling	Type	Air cooled	Air cooled	Fluorine cooled	Fluorine cooled	Fluorine cooled	Fluorine cooled	
Air side heat exchanger	Type	High Efficiency Hydrophilic Aluminum Foil Fin Heat Exchanger						
Water side heat exchanger	Type	Shell & tube heat exchanger						
Power supply	/	380V 3N ~ 50Hz						
Heating operating ambient temperature range	°C	-35 ~ 48°C						
Cooling operating ambient temperature range	°C	-10 ~ 48°C						
Maximum input power	kW	18	24	30	33	61	65	
Maximum input current	A	34	45	53	62	115	124	
Waterproof level	/	IPX4						
Anti-electric shock type	/	Type I						
Water inlet/outlet pipe	DN	DN40	DN40	DN65	DN65	DN80	DN80	
Water flow required	m³/h	5.6	7.4	11.20	12.10	22.40	24.1	
Water pressure drop	kPa	43	45	45	50	52	55	
Unit dimensions	mm	854*854*1830	854*854*1830	2347*1100*2223	2347*1100*2223	2546*1306*2475	2546*1306*2475	
Net weight	kg	350	510	610	690	1250	1350	
Noise level	dB(A)	≤66	≤66	≤70	≤73	≤76	≤77	



DC INVERTER TECHNOLOGY

DC Inverter compressor

Water side heat exchanger

High-efficiency coaxial heat exchanger with both cooling and heating is adopted, with water in the copper tube. Bigger water loop diameter, higher heat exchange efficiency, excellent water quality, strong antifreeze ability, stable and reliable.

Compact Economizer MPHE

Asymmetrical Z-corrugated design improves energy efficiency and easily achieves 20°C subcooling. Can save 35% heat exchange area, less refrigerant charge.

More compact, easy to install. Higher welding reliability.

Gas-liquid separator

A large gas-liquid separator is used to prevent liquid from entering the compressor under low temperature conditions, ensuring more reliable system operation.

Equipped with EVI technology

Stable operation at ambient temperature -35°C



-35°C ~ 48°C

Wide running range, from -35°C to 48°C .



Fan motor

Large air volume, low noise blades; High torque, high efficiency motor. High efficiency and low noise.



Top quality Sensata pressure sensor

Excellent precision, excellent mechanical resistance and EMC protection characteristics, meeting the most stringent application requirements under various pressure conditions




FUJIKOJI Electronic expansion valve

High precision electronic expansion valve: use electronic expansion valve for controlling, reach 500 steps adjustment, adjust super heat degrees accurately, achieve high efficiency operation system.



Electric control

The electric control adopts famous and high-quality components, and the quality is guaranteed; at the same time, the electric control box is set on the front, which is quick to install and easy to maintain.



R410A refrigerant, ODP=0



Wifi function for option

Control your heat pump in your smartphone anywhere, anytime.

