

SUNGLOW SERIES

R290 DC Inverter Space Heating Heat Pump



R290
Eco Refrigerant



Low Noise



A+++
ErP Energy Label



75°C
Water Outlet



Refrigerant

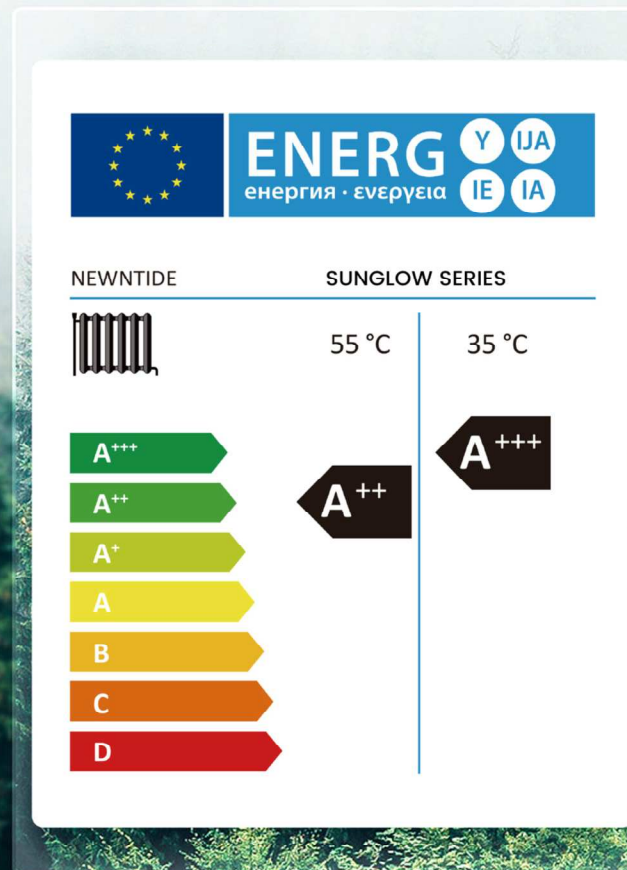
NEWNTIDE Sunglow Series heat pump uses the R290 eco-friendly refrigerant whose GWP is lower than 20 and helps curb global warming. The heat pump with R290 reaches higher efficiency than those with other refrigerants.



Energy Label

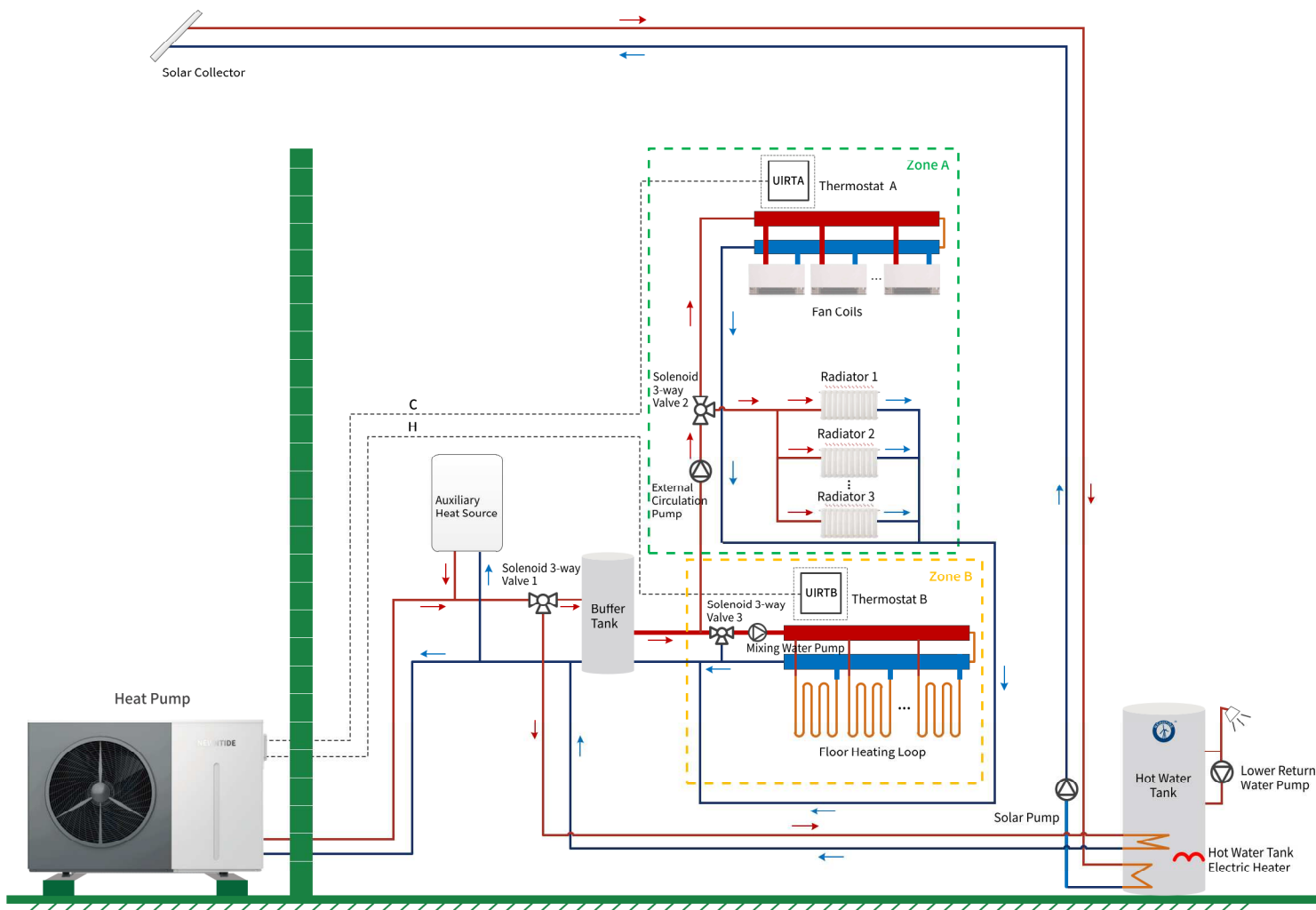
Energy Label

Complying with ErP directives, Sunglow Series proves itself with powerful capability and attains the A+++ energy label, which meets users' needs for low energy bills.



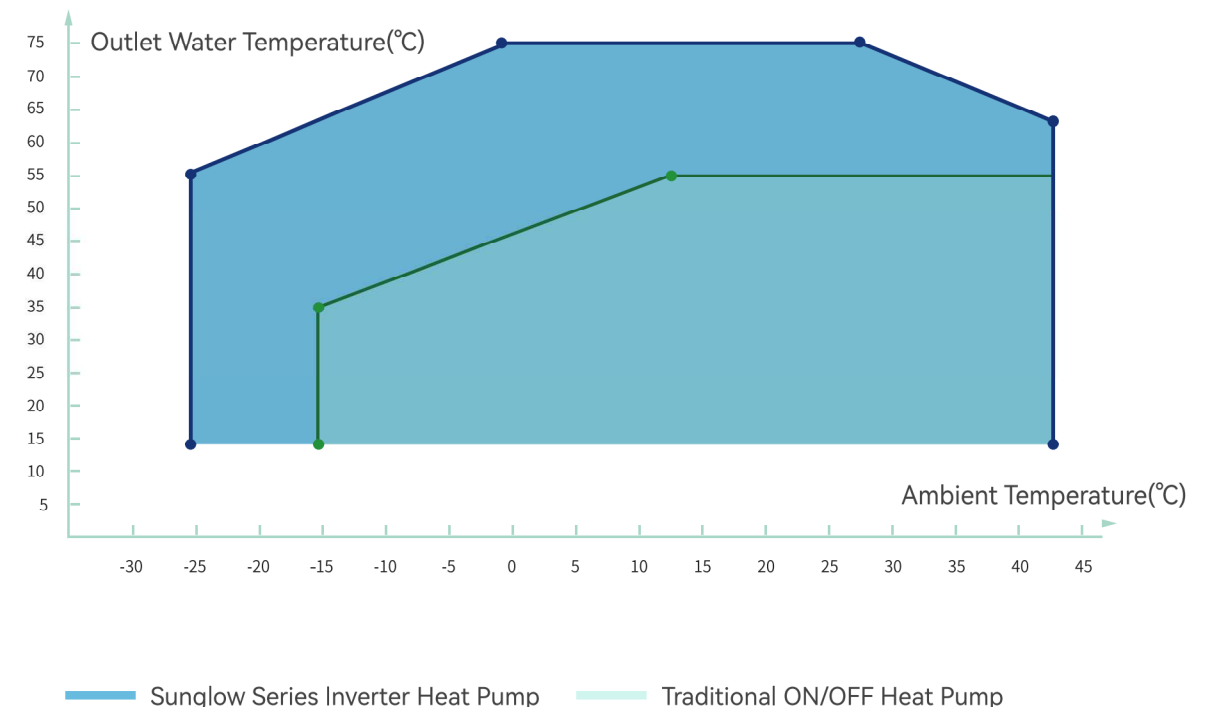
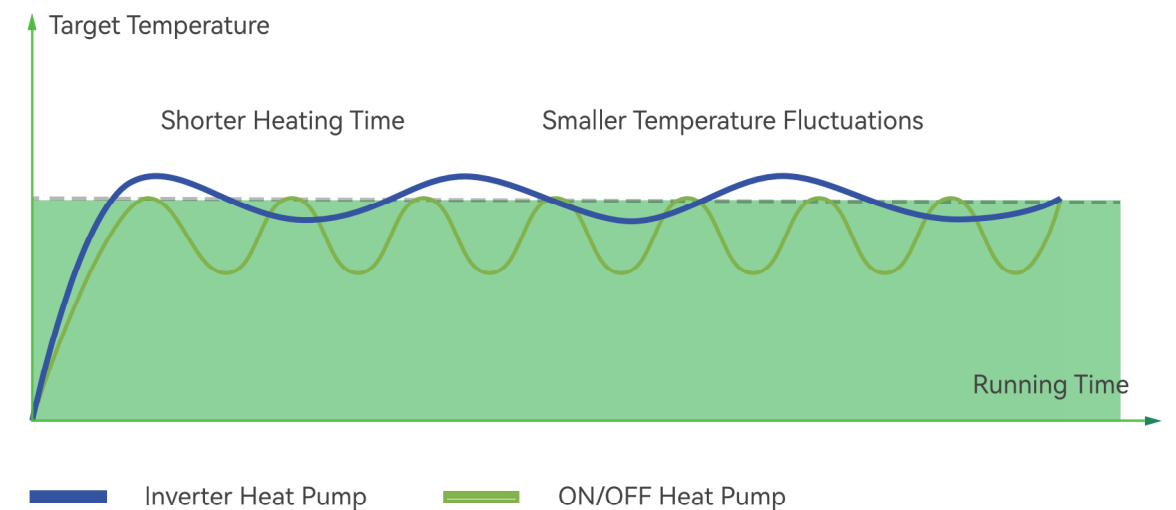
Whole-house Installation Sketch

The Sunglow Series heat pump allows the interlock with auxiliary heat sources to provide heating, cooling, and hot water for the house. With the Smart Grid control function, the unit can automatically switch states to make full use of idle power, further saving electricity, according to the power storage of photovoltaics and the power status of the grid. Additionally, users can access a room thermostat to control the switch of the host unit and realize precise zone control.



Full DC Inverter Technology

The Sunglow Series adopts full DC inverter technology, which can automatically adjust the frequency according to the ambient temperature to achieve a more constant temperature and bring users a quite comfortable experience at home.



Stable running at -25°C ambient temperature and the max water outlet temperature is up to 75°C.



With SG Ready, the heat pump can automatically switch state according to the power storage of PV equipment and the peak and valley power status of the grid, making full use of free power.

Low Noise

NEWNTIDE devotes to creating a pretty quiet running environment for the user through multiple noise reduction measures.

DC Inverter Compressor



DC Brushless Motor




Special Design Fan Blade



Shock Absorber Plate




Sound Absorbing Cotton



Turbulence Air Grille



Optimized Pipeline Design



Components



DC Inverter Compressor

Famous brand compressor ensures the stable heating capacity and reduces noise.



DC Fan Motor

DC fan motor is equipped to improve higher work efficiency and lower noise.




Plate Heat Exchanger

Plate heat exchanger with well-known brand is selected to increase heat exchange area for higher COP.



DC Inverter Circulation Pump

Famous silent circulation pump is installed inside the unit to realize more comfortable experience.


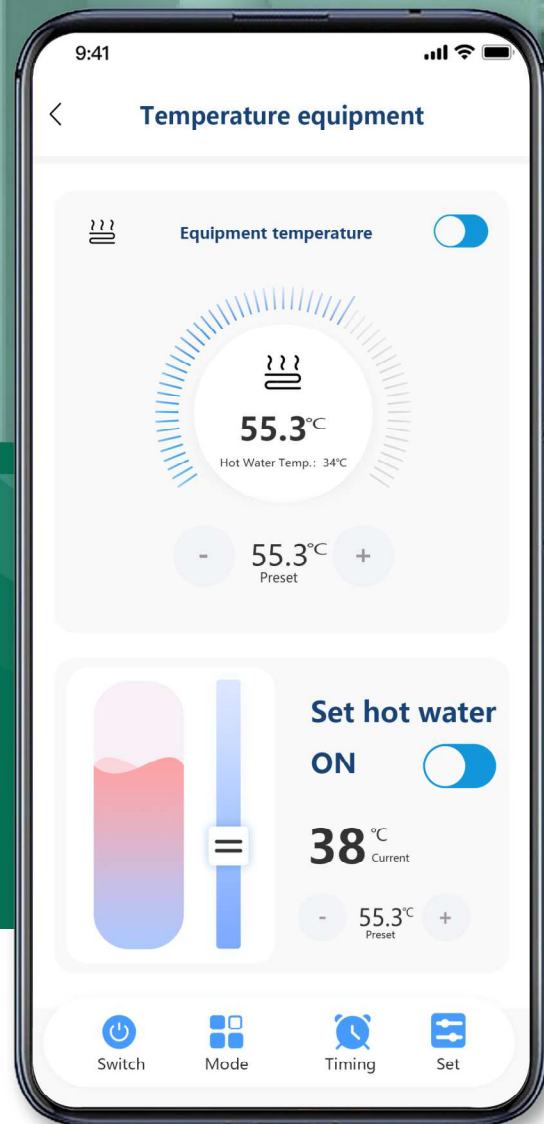


Expansion Tank

Built-in expansion tank to keep stable water system and convenient installation.

IoT Function

Connect the E-Home App to check the realtime running status, historical records and control the heat pump remotely.



Heating




Cooling



Hot Water



Hot Water+Cooling



Hot Water+Heating



Mute



Time Setting



Electric Heater



Curve

IoT Function

Colored Wire Controller



NEWNTIDE R290 Heat pumps utilize an intelligent color LCD display with high definition interface and powerful functions, which is very friendly and helpful for users to view and control.



Model: NE-F	40HCR5INVM	60HCR5INVM	90HCR5INVM	130HCR5INVM	90HCR5TINVM	130HCR5TINVM	160HCR5TINVM	185HCR5TINVM	200HCR5TINVM
[Space Heating] Ambient Temp. (DB/WB): 7°C/6°C, Water Temp. (Inlet/Outlet): 30°C/35°C.									
Heating Capacity (kW)	1.50~4.40	2.00~6.00	3.50~8.81	4.50~12.74	3.50~8.81	4.50~12.74	6.00~16.00	6.30~18.00	6.70~20.36
Power Input (kW)	0.25~0.96	0.30~1.31	0.58~1.89	0.75~2.82	0.58~1.89	0.75~2.82	1.00~3.49	1.05~3.92	1.12~4.62
COP	6.00~4.58	6.00~4.58	6.00~4.65	6.00~4.52	6.00~4.65	6.00~4.52	6.00~4.59	6.00~4.59	5.98~4.40
[Space Heating] Ambient Temp. (DB/WB): 7°C/6°C, Water Temp. (Inlet/Outlet): 50°C/55°C.									
Heating Capacity (kW)	1.30~4.00	1.80~5.40	3.15~7.98	3.90~11.25	3.15~7.98	3.90~11.25	5.40~14.4	5.70~16.20	5.80~18.48
Power Input (kW)	0.28~1.29	0.39~1.74	0.68~2.55	0.85~3.66	0.68~2.55	0.85~3.66	1.17~4.97	1.24~5.58	1.26~6.29
COP	4.63~3.10	4.63~3.10	4.63~3.13	4.59~3.07	4.63~3.13	4.59~3.07	4.60~2.90	4.60~2.90	4.60~2.94
[Space Cooling] Ambient Temp. (DB/WB): 35°C / -, Water Temp. (Inlet/Outlet): 12°C / 7°C.									
Cooling Capacity (kW)	1.00~3.00	1.20~4.00	1.53~5.96	2.93~8.87	1.53~5.96	2.93~8.87	3.50~13.00	4.00~13.50	4.40~14.40
Power Input (kW)	0.21~1.03	0.26~1.38	0.33~2.11	0.63~3.26	0.33~2.11	0.63~3.26	0.76~4.33	0.86~4.50	0.95~4.69
EER	4.76~2.91	4.62~2.90	4.64~2.82	4.65~2.72	4.64~2.82	4.65~2.72	4.63~3.00	4.63~3.00	4.63~3.08
[Hot Water] Ambient Temp. (DB/WB): 20°C/15°C, Water Temp. from 15°C to 55°C.									
Heating Capacity (kW)	5.4	6.6	9.33	13.9	9.33	13.9	17.2	19.8	22.69
Power Input (kW)	1.24	1.52	2.14	3.28	2.14	3.28	4.00	4.60	5.19
Hot Water Current Input Range (A)	5.45	6.66	9.8	14.36	3.5	5.36	6.53	7.51	7.95
COP	4.35	4.35	4.35	4.24	4.35	4.24	4.3	4.3	4.37
Max. Power Input (kW)	2	2.8	4	5	4	5	6	6.5	6.8
Max. Running Current (A)	10.3	14.3	18.3	22.9	7.1	8.7	10.8	11.3	11.6
Max. Outlet Water Temp. (°C)	75				75				
Operation Range (°C)	-25~43				-25~43				
Power Supply	220~240V~/50Hz				380~415V/3N~/50Hz				
Rated Water Flow (m³/h)	0.76	1.03	1.5	2.19	1.5	2.19	2.75	3.10	3.44
Compressor Brand	HIGHLY				HIGHLY				
Circulating Pump	Built-In				Built-In				
Expansion Tank (L)	2				2		5		
CO2 Equivalent (Ton)	0.0015	0.0015	0.0023	0.0029	0.0023	0.0029	0.0049	0.0049	0.0049
ErP Level (35°C)	A+++				A+++				
ErP Level (55°C)	A++				A++				
Refrigerant Type	R290				R290				
Sound Pressure Level dB (A) at 1m	43~53	43~53	43~54	43~55	43~54	43~55	44~56	44~56	44~56
Water Pipe Connection (inch)	G1 1/4"				G1 1/4"				
Water Proof Class	IPX4				IPX4				
Electricity Shock Proof	I				I				
Net Dimensions (L×W×H) (mm)	1180 x 440 x 710		1263 x 440 x 875		1263 x 440 x 875		1263 x 440 x 1375		

Notice: The above data is for reference only. The specs data is subject to actual product.